

UNITS 5 & 5A NORTHEND TRADING ESTATE
NORTHEND ROAD
ERITH
KENT DA8 3PP

TELEPHONE 01322 350 351
FAX 01322 350 354
email contactus@davidfitchservices.com
web site www.davidfitchservices.com

SET OF GOBOS.....A STARTER PACK

THERE ARE HUNDREDS OF GOBOS TO CHOOSE FROM. THESE ARE JUST A SUGGESTION OF A GOOD BASIC STOCK. YOU WILL NEED TO ASK FOR THE GOBOS TO COME IN THE CORRECT SIZE FOR YOUR PROFILE SPOTS AND YOU WILL NEED THE APPROPRIATE GOBO HOLDER. WE WILL PROVIDE THIS INFORMATION WITH YOUR INSTALLATION. WITH EXISTING INSTALLATIONS, LET US KNOW THE LANTERN AND WE WILL WORK OUT THE INFORMATION.

THE BREAKUP GOBO IS USED FOR DAPPLED LIGHT AND MOST COMMONLY FORESTS, WOODS ETC USED WITH A SPLIT FILTER AN INTERESTING EFFECT OF DAPPLED LIGHT AND COLOUR ADDS DEPTH TO A SCENE, WE SUGGEST AT LEAST 2. THE OTHERS HAVE FAIRLY OBVIOUS USES.






6 GOBOS SET A

 2 NO BREAKUP ORDER CODE 77119	 1 NO JAIL BARS ORDER CODE 77980	 1 NO GEORGIAN WINDOW ORDER CODE 77142
 1 NO IMPERIAL WINDOW ORDER CODE 77140	 1 NO YORK MINSTER ORDER CODE 77856	TO CHOOSE YOUR OWN SELECTION, PLEASE SEE OUR WEBSITE OR OUR CD ROM.










6 GOBOS SET B

 2 NO BREAKUP ORDER CODE 77119	 1 NO JAIL BARS ORDER CODE 77980	 1 NO COMUS MASKS ORDER CODE 77936
 1 NO YORK MINSTER ORDER CODE 77856	 1 NO STAR OF BETHLEHEM ORDER CODE 77936	

6 GOBOS SET C

 <p>2 NO BREAKUP ORDER CODE 77119</p>	 <p>1 NO MOON AND STARS ORDER CODE 79001</p>	 <p>1 NO EASTERN WINDOW ORDER CODE 77337</p>
 <p>1 NO YORK MINSTER ORDER CODE 77856</p>	 <p>1 NO DOUBLE HUNG WINDOW ORDER CODE 77703</p>	

12 GOBOS SET A









 <p>4 NO BREAKUP ORDER CODE 77119</p>	 <p>1 NO JAIL BARS ORDER CODE 77980</p>	 <p>1 NO MOON AND STARS ORDER CODE 79001</p>
 <p>1 NO YORK MINSTER ORDER CODE 77856</p>	 <p>1 NO CLOUD OUTLINES ORDER CODE 78170</p>	 <p>1 NO BROADWAY 1 ORDER CODE 77308</p>
 <p>1 NO UNION JACK (RED) ORDER CODE 77866</p>	 <p>1 NO UNION JACK (WHITE) ORDER CODE 77867</p>	 <p>1 NO UNION JACK (BLUE) ORDER CODE 77868</p>

THE UNION JACK IS A GOOD SET TO PRACTICE FOCUSING LANTERNS, AS ALL THREE GOBOS HAVE TO ALIGN AND SUPERIMPOSE ON EACH OTHER. GREAT FUN!



ABOVE RIGHT, YORK MINSTER GOBO AND COLOURISER IN A FIXED BEAM SOURCE FOUR,

12 GOBOS SET B

 <p>4 NO BREAKUP ORDER CODE 77119</p>	 <p>1 NO YORK MINSTER ORDER CODE 77856</p>	 <p>1 NO EASTERN WINDOW ORDER CODE 77337</p>
 <p>2 NO GEOMETRICS 5 ORDER CODE 77395</p>	 <p>1 NO FLAMES 1 ORDER CODE 77175</p>	 <p>1 NO LIGHTNING BRANCH 1 ORDER CODE 77776</p>
 <p>1 NO STRATUS CLOUDS 2 ORDER CODE 78479</p>	 <p>1 NO CATS WINDOW ORDER CODE 77138</p>	



MESHED MOON GOBO





ABOVE LEFT, MOST OF THE LANTERNS IN THIS SHOW, BLACK WEDDING, HAD BREAKUP GOBOS AND SPLIT FILTERS TO GIVE A DAPPLED EFFECT AND QUITE COLOURFUL, AS THIS WAS SUPPOSED TO BE A NIGHTCLUB IN FALARAKI, NOT THAT I HAVE BEEN, I AM A BIT TOO OLD FOR THAT SORT OF THING!



GRIMMS FAIRY TALESTHE GRIM VERSION!

GOBOS AND SPLIT FILTERS

WE MAKE FILTER CUTTING GUIDES FOR THE MOST COMMON SIZES OF LANTERNS. SIMPLY PLACE THE CUTTING GUIDE ON THE FILTER, ON TOP OF THE CUTTING BOARD, HOLD THE CENTRAL KNOB AND CUT AROUND THE GUIDE WITH A CRAFT KNIFE. ANOTHER WAY TO CUT A FILTER IS LAY A COLOUR FRAME ON THE FILTER ON TOP OF A CUTTING BOARD AND MOVE THE FRAME BY 5MM "IN" BOTH DIRECTIONS TO MAKE THE CUT FILTER SMALLER THAN THE FRAME AND THEN USE A "STANLEY" OR CRAFT KNIFE TO CAREFULLY CUT ALONG THE EDGE OF THE FRAME, KEEPING YOUR FINGERS OUT OF THE WAY. DO NOT USE A BLUNT KNIFE. THIS THEN MEANS THE FILTER WILL FIT FIRST TIME! IF YOU HAVE TO USE SCISSORS MARK OUT THE SIZE AS ABOVE, WITH A CHINAGRAPH PENCIL (WHICH WE SELL) AND CUT ALONG THE LINES. VARIOUS GOBO EFFECTS ARE AVAILABLE. FOR INSTANCE IF YOU WOULD LIKE TO ACHIEVE A DAYLIGHT WOODLAND EFFECT, A BREAK-UP GOBO (DHA 119) WITH A SPLIT FILTER IN A PROFILE SPOT WILL GIVE "DAPPLED LIGHT COMING THROUGH TREES". THE BEST WAY TO MAKE A SPLIT FILTER IS TO CUT A FULL SIZE FRAME OF EACH COLOUR AND THEN CUT EACH PIECE IN HALF DIAGONALLY. THEN, USING SCROLLER TAPE, WHICH IS HEAT RESISTING, JOIN THE 2 HALVES TOGETHER ALONG THE DIAGONAL SIDE, ON BOTH SIDES OF THE SPLIT FILTER. FOR A NIGHT TIME SCENE, USE A GREEN AND A BLUE. THEN IMAGINE.....



**FOR MORE INFORMATION,
PLEASE CALL THE OFFICE 01322 350 351**