

ETC ELEMENT DESK



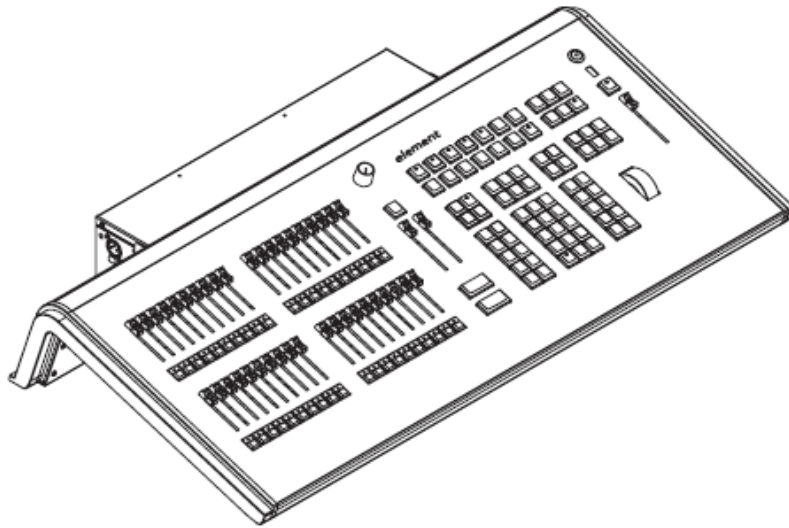
THE ELEMENT DESK CAN COME IN A IN A NUMBER OF CONFIGURATIONS. THE PICTURE SHOWN IS A 250 60 I.E. 250 CHANNELS WITH 60 FADERS. THE DESK CAN BE EXPANDED TO 500 CHANNELS WHICH IS A FACTORY INSTALL. THE FADERS CAN BE USED AS CHANNEL FADERS FOR THE FIRST 60 AND THEN CHANGED TO SUBMASTERS IN RUN MODE.

THE DESK HAS MANY FEATURES WHICH ARE SHOWN IN THE FOLLOWING PAGES. FOR THOSE CONCERNED WITH THE NUMBER OF CUES AVAILABLE, IT'S 10,000! SO THAT SHOULD BE ENOUGH FOR MOST PRODUCTIONS. FOR INSTANCE LED PARCANS CAN BE "TOLD" TO BE A COLOUR FROM THE LEE RANGE OR ROSCO RANGE AND MORE WITH THE PRESS OF A BUTTON (WELL, A COUPLE OF BUTTONS) SUCH A TIME SAVING FEATURE.

ALSO PLEASE SEE OUR DOCUMENT ON LED FITTINGS AS I THINK THAT THE ENERGY SAVINGS AND THE LIGHT OUTPUT OF THESE MAKE GOOD ECONOMIC AND TECHNICAL SENSE, LOTS OF LIGHT AT LOW COST AND NO HEAT! ALL AT SENSIBLE PRICES!

THE DESK IS DESIGNED FOR THEATRE OPERATION WITH THE ADDITIONS OF COLOUR CHANGE AND MOVING LIGHTS. REQUIRES 2 MONITORS OR TOUCH SCREENS.

PLEASE CONTACT DAVID FOR PRICES AND TO ARRANGE A DEMONSTRATION.



GENERAL INFORMATION

Designed for venues using primarily conventional lighting, the Element control console provides the powerful features of the Eos system in an economical and simplified package. In addition to keypad commands, True LTP Channel Faders provide hands-on control of intensity and can be used to set manual levels and edit recorded cues and submasters. On Demand Moving Light Controls are available to facilitate using conventional accessories like moving mirror heads, color scrollers or gobo rotators, or to make controlling small numbers of moving lights simple and direct.

APPLICATIONS

- Theatre
- Television Studios
- Corporate Theatre
- Exhibits
- Special Events
- Touring

FEATURES

- 1024 Outputs
- 250 or 500 Channels
- 40 or 60 Fader versions, pageable as channel or submaster control
- Master Playback pair with 60mm faders, GO, STOP/GO BACK
- Intensity, Focus, Colour and Beam Palettes
- Stepped, Relative and Absolute Effects
- Hue and Saturation Colour Picker and Gel Picker for LED, CMY colour mixing
- ETCNet2, Net3/ACN, ArtNet and Avab UDP output protocols
- Show import via ASCII from Obsession, Express, Expression, Emphasis, Strand 300/500 Series
- IO: local DMX512-A (2 output ports), MIDI In/Out, Ethernet
- Distributed DMX, MIDI, SMPTE and contact closure via Net3 Gateways

ORDERING INFORMATION

Element Control Desks

PART NO.	DESCRIPTION
4330A1020	Element Control Desk, 40 Faders, 250 channels (Upgrade to 500 channels possible)
4330A1030	Element Control Desk, 60 Faders, 250 channels (Upgrade to 500 channels possible)
4330A1019	Element Upgrade Kit 250 ch

*ETCNet2 or Net3 are distributed using Net3 Gateways, which provide DMX, MIDI/SMPTE Time Code and switch-closure functionality. MIDI In/Out is also available locally at the console. Two universes of DMX512-A output are available at the console via 5-pin XLR, or these universes may be distributed with ETCNet2 DMX Nodes or Net3 DMX/RDM Gateways. Gateways and network equipment must be purchased separately.

Element Accessories

PART NO.	DESCRIPTION
4250A1022	Net3 Radio Focus Remote (RFR)
4250A1017	Net3 Remote Video Interface (RVI)
M237	19" LCD touch screen monitor (1280x1024) Resistive Touch. DVI iVGA and USB (touch)
RT202	LED Littlite 18", angled
RT201	Halogen Littlite 18", angled
PSR1061	Element/Congo Kid Flight case, Navy Blue

*Mirror Mode provides remote display and paging of the same screens that are displayed on the desk monitors. There is no additional interaction with the desk in Mirror Mode. Computers running Element Offline may be connected to the desk via Ethernet as a Mirror Mode Client without the need for any additional security hardware keys/dongles. Note: Element does not ship with a keyboard. An on-screen keyboard is provided in the software for labeling show data



SPECIFICATIONS

SYSTEM CAPACITY

- 1024 Outputs/Parameters
- 250 or 500 Channels
- 10,000 Cues
- 1 Cue List
- 4 x 1000 Palettes (Intensity, Focus, Colour, Beam)
- 1000 Groups
- 1000 Effects (relative, absolute or step)
- 1000 Macros
- Supports two external DVI monitors or one VGA monitor at 1280x1024 resolution, with optional touchscreen control
- Hard Disk
- USB ports for flash drives, pointing devices, keyboards

DISPLAY FUNCTIONS

- All show data may be viewed on one or two external monitors. Views may be expanded across both from easily accessed front panel controls.
- The Central Information Area accesses:
 - Browser
 - File Management
 - System Setup
 - Network Configuration
 - Show Data Utilities
 - Printing
 - Record Target Lists
 - Patch functions
 - Help
 - Hue and Saturation Colour Picker
 - On Demand Moving Light Controls
 - Electronic alpha keyboard
 - Command Line
 - Selected Cue
 - Error messages and advisories
- Channel Displays
 - Live channel summary or table view
 - Blind cue, palette and submaster views, in list, channel, table and spreadsheet formats
 - User configurable to show required parameters and/or parameter categories (IFCB)
 - Flexi-channel to determine which channels to display
 - Zoom allows user to define how many channels are viewed
 - Color coded intensity levels indicate direction of move
 - Color coded non-intensity levels indicate change from previous state
 - Graphic differentiation of moving lights, single parameter devices, unpatched channels and deleted channels



SPECIFICATIONS

- Patch Views
 - Patch by channel
 - Patch by address
 - Assign proportional patch value, curve, preheat value for intensity
 - Swap pan and tilt
 - Invert pan and tilt
 - Custom fixture editor
- Playback Status Display
 - Graphic representation of cue list status, past and future cues
- Cue List Index
- Effect Editor
- Group Editor
- Park Display
- Fader Display
 - Isolates display to active output by fader contribution
- Dimmer Monitoring

PLAYBACK CONTROLS

- Master Playback crossfade pair with two 60mm potentiometers, Go, Stop/Back and Load buttons
- Grand Master with Blackout
- Playback fader controls include:
 - Timing Disable
 - Off
 - Release
 - Manual Override
 - Rate
- A maximum of 300 submasters (additive or inhibitive) via integral faders

MOVING LIGHT CONTROLS

- On Demand Moving Light controls include labeling and current parameter value on connected display monitor
- Flip and Home functions
- Parameters selectable on screen for mouse-based control or command line actions



SPECIFICATIONS

MANUAL CONTROL

- Channel selection from keypad
- Lists constructed with +, -, thru
- Intensity set with level wheel, keypad, "full" and "out"
- True LTP channel faders for direct hands-on intensity control
- Ordered groups
- Offset, including even, odd, random, reverse
- Fan
- Sneak
- Remainder Dim and restore
- Home
- Home by parameter, parameter category or all non-intensity parameters
- Park at level
- Scaled park for temporary percentage adjustment
- Recall from and Copy to commands
- About provides detailed view of selected channels or record targets
- Undo manual control, record, update and delete operations
- Lamp controls to strike, douse, calibrate fixtures

PROGRAMMING FEATURES

- Channel Functions
 - Non Intensity parameters set via numeric entry or On Demand Moving Light Controls
 - Colour matching to gel selector or Hue/Saturation colour picker
- Palette Functions
 - Record and Update functions
 - Toggle display to absolute data
 - Up to 99 decimal values may be inserted between any two whole numbers
 - Selective store to refine contents of record targets
- Effects
 - Create live or blind
 - Pattern based relative dynamic effects
 - Absolute effects
 - Step effects
 - Cycle time, trail and grouping determine channel distribution and behavior when moving through effect
 - Duration of infinite, a specific amount of time or number of passes through pattern
 - Effect attributes to modify basic behavior
 - Cue Level Overrides to modify size, rate and form
 - Multi-part effects easily synchronise parameter activity
 - Entry mode determines how parameters enter effects
 - Exit mode determines how parameters depart effects
- Cue Recording
 - Record tracking or cue-only
 - Autoplayback recorded cues



SPECIFICATIONS

- Auto-mark
- Block at cue or parameter level
- Follow times
- Out of sequence link
- Loop functions
- Preheat enable
- 20 part multi-part cues with default part assignment
- Cue level rate override
- Up to 99 decimal cues between each two whole numbered cues
- Execute List
 - Triggers macros with delay
 - Show control triggers
 - Analog triggers
- Update and Update Trace functions
- Undo record and delete
- Submasters
 - Additive, inhibitive or effect submasters
 - Bump button timing to fade up, dwell and fade out
 - Exclusive and lock modes
 - Faders as progress controller or intensity master
 - Bump button to mark NPs
 - Independent status
- Curves
 - Assignable in patch to modify dimmer output ramp
 - Assignable at cue or cue part level to modify intensity crossfade profile or non-intensity parameter ramping

INTERFACES

- 2 DMX-512A Ports (RDM ready)
- Ethernet (ETCNet2, Net3, ArtNet and Avab UDP output protocols)
- Contact Closure triggers via D-Sub connector
- 2 DVI video connectors support two external DVI displays (1280x1024) with optional touch screen control
- 1 - VGA connector
- USB Multi-purpose (minimum 5 ports)
- Phone Remote
- Net 3 Radio Focus Remote (RFR)
- MIDI In/Out (Timecode, Show Control)
- Additional MIDI/SMPTE Timecode Show Control through Net3 Gateway
- Additional contact closure (12 analog inputs, 12 SPDT contact outputs and RS-232) through Net3 Gateway

ELECTRICAL

- Power input (100-240V at 50/60 Hz)
- 1.0A at 230V maximum power consumption



PHYSICAL

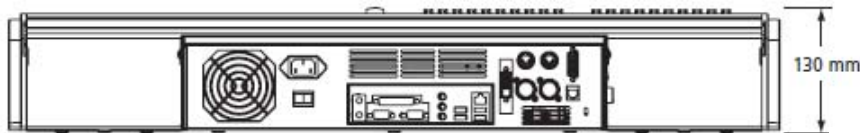
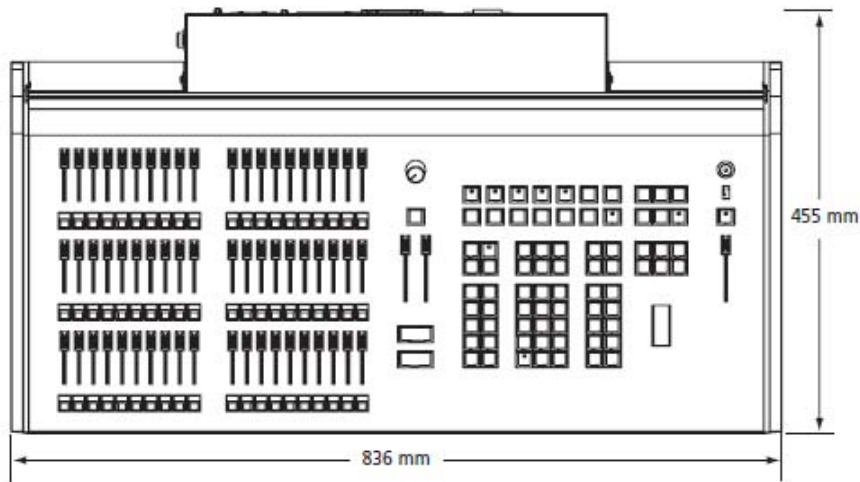
Element Console Dimensions*

MODEL	HEIGHT	WIDTH	DEPTH
	mm	mm	mm
Element 40	130	836	455
Element 60	130	836	455

Element Console Weights*

MODEL	WEIGHT	SHIPPING WEIGHT
	Kg	Kg
Element 40	13.6	18.0
Element 60	13.7	18.0

*Weights and dimensions typical



AVAILABLE FROM

DAVID FITCH SERVICES LTD



UNITS 5 & 5A NORTHEM TRADING ESTATE
NORTHEM ROAD
ERITH
KENT DA8 3PP

TELEPHONE 01322 350 351
FAX 01322 350 354
email contactus@davidfitchservices.com
web site www.davidfitchservices.com



Corporate Headquarters • 3031 Pleasant View Rd, PO Box 620979, Middleton WI 53562 0979 USA • Tel +1 608 831 4116 • Fax +1 608 836 1736
 London, UK • Unit 26-28, Victoria Industrial Estate, Victoria Road, London W3 6JU, UK • Tel +44 (0) 20 8896 1000 • Fax +44 (0) 20 8896 2000
 Rome, IT • Via Pieve Torina, 48, 00156 Rome, Italy • Tel +39 (06) 32 111 683 • Fax +44 (0) 20 8752 8486
 Holzkirchen, DE • Ohmstrasse 3, 83607 Holzkirchen, Germany • Tel +49 (80 24) 47 00-0 • Fax +49 (80 24) 47 00-3 00
 Hong Kong • Room 1801, 18/F, Tower 1 Phase 1, Enterprise Square, 9 Sheung Yuet Road, Kowloon Bay, Kowloon, Hong Kong • Tel +852 2799 1220 • Fax +852 2799 9325
 Web • www.etconnect.com • Copyright©2011 ETC. All Rights Reserved. All product information and specifications subject to change. 4330L1003-GB Rev. E 11/11